







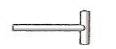
















PHQGlobal

1	C1811A		Air Inlet Cover – Used to cover JC45 inlet adapter.
2	C1811W		Water Inlet Cover – Used to cover 3/8”-1” adapter.
3	C3720		Chuck Insert Wear Gauge – Place in chuck insert across flats. If top of the insert is more than halfway up gauge, insert should be changed
4	SG001214		Air Gauge Adapter – Measure Airleg pressure. Attach to A693 jackleg clevis body.
5	SG0012		Air Gauge – Measure Airleg pressure. Attach (qty 2) to SG001.
6	T201		Cylinder Bushing Extractor – Used to remove brass bushing from inside cylinder and remove bushing from the Stoper Leg.
7	T202		Piston Removal Tool – Remove Piston and Valve Assy from Cylinder. Remove fronthead and chuck insert punch into piston and hammer out.
8	T203		Stoper Punch – Remove Stoper handle bushing form cylinder.
9	T204		Retract Valve Assembly Tool – Place retract valve in handle. Insert retract valve in handle and gently hammer in with retract valve tool.
10	T205		Valve Chest Assembly Tool – For assembling valve chest and installing valve chest in cylinder.
11	T206		Valve Chest Punch – To disassemble valve chest. Insert punch into top of valve box, hammer out.
12	T208		Piston Rod Clamping Tool – Used to grip Jackleg piston rods in a shop vice
13	T209		Feed Cylinder Clamp Tool - Used to grip both Jackleg and Stoper Feed cylinders in a shop vice
14	T213		Adapter Handle Thread Chaser – Die used to correct threads that have been damaged
15	T215		Piston Rod Thread Chaser – Die used to correct threads that have been damaged
16	T217		Chuck Insert Remover - For collared steel chucks. Place chuck in chuck removal support ST218 and push insert out with hydraulic press.
17	T221		Chuck Insert Punch – To insert collared chuck insert place the insert in chuck T218 and push insert in hydraulic press until flush with chuck.
18	T223		Stoper Feed Cylinder Mandrill threaded - Remove small dents from Stoper feed Cylinder by forcing T223 through the inside diameter of the cylinder.....
19	T223T		Stoper Feed Cylinder Mandrill threaded - Remove small dents from Stoper feed Cylinder by forcing T223T through the inside diameter of the cylinderThreaded hole
20	T224		Jackleg Cylinder Mandrill – Remove small dents from Airleg by forcing T224 through the inside diameter of the cylinder...
21	T225		Lug Bushing Punch – Used to install cylinder lug bushing on Jackleg